
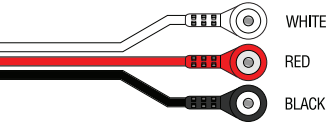

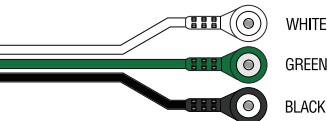
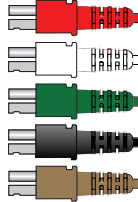


DUAL/SHIELDED LEADWIRE SETS

RPI PART #	DESCRIPTION	# OF LEADS	LENGTH	EQUIPMENT END	PATIENT END
LKM017	3 LEADWIRE SET - 40"DU/SN	3	40"	DUAL/SHIELDED 	SNAP 
LKM023	3 LEADWIRE SET - 40"DU/SN	3	40"	DUAL/SHIELDED 	SNAP 
LKM035	5 LEADWIRE SET - 40"DU/SN	5	40"	DUAL/SHIELDED 	SNAP 